


# Rearrange Jumbled Sentences Free Printable Worksheets for Kids






# Jumbled Sentence

1. Cut apart the words at the bottom of this sheet.
2. Rearrange the words to make a complete sentence.
3. Glue the words onto the sheet in the correct order.
4. Draw a matching picture in the box

--	--	--	--	--



see	dog.	I	big	a
-----	------	---	-----	---



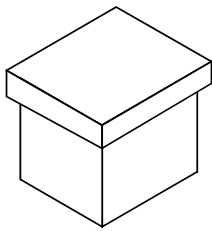
# Jumbled Sentence

1. Cut apart the words at the bottom of this sheet.
2. Rearrange the words to make a complete sentence.
3. Glue the words onto the sheet in the correct order.
4. Draw a matching picture in the box

--	--	--	--	--




frog.	at	green	Look	the
-------	----	-------	------	-----



# Jumbled Sentence


1. Cut apart the words at the bottom of this sheet.
2. Rearrange the words to make a complete sentence.
3. Glue the words onto the sheet in the correct order.
4. Draw a matching picture in the box



--	--	--	--	--



in	What	box?	the	is
----	------	------	-----	----



# Jumbled Sentence

1. Cut apart the words at the bottom of this sheet.
2. Rearrange the words to make a complete sentence.
3. Glue the words onto the sheet in the correct order.
4. Draw a matching picture in the box

--	--	--	--	--



to	read	books!	love	We
----	------	--------	------	----