



# Find My Place! Free Printable Worksheet for Preschoolers




# Preposition of Place


Cut around the images below, and paste into the grid on the next page:



under




above



behind




between



through



around




# Preposition of Place

Paste the images onto the grid below:


between	through
above	behind
around	under

# Prepositions of Place Activity

Write the correct preposition for each item. Make sure to rely on the positions of the box and the ball. An item has been done for you.




In front of the box




\_\_\_\_\_



\_\_\_\_\_




\_\_\_\_\_




\_\_\_\_\_



\_\_\_\_\_




\_\_\_\_\_



\_\_\_\_\_




\_\_\_\_\_



\_\_\_\_\_



\_\_\_\_\_



\_\_\_\_\_

Name: \_\_\_\_\_ Score: \_\_\_\_\_

Complete the sentences with the prepositions in the box.



beside	between	under	behind
in front of	in	on	over

1. There is a painting \_\_\_\_\_ the wall.
2. There is a doll \_\_\_\_\_ the box.
3. The cat is \_\_\_\_\_ the table.
4. There is a lampshade \_\_\_\_\_ the sofa.
5. The guitar is \_\_\_\_\_ of the sofa.
6. The window is in \_\_\_\_\_ the shelf and the painting.