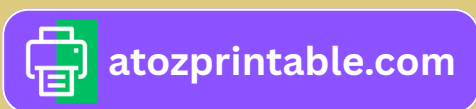

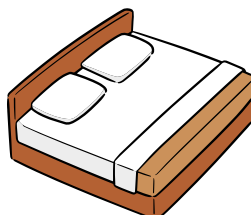
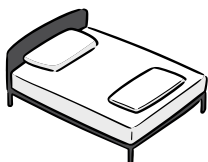




Learning Big and Small Free Size Recognition Worksheet



Big and Small

Find the larger of the objects and tick the box below it.




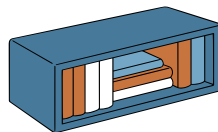












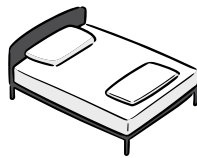

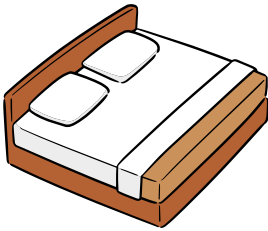


Big and Small

Name

Date

Find the larger of the objects and tick the box below it.




Name :

Class :

WHICH ONE IS TALLER?

Tick the taller animal and cross out the smaller object in each circle below the pictures.



Name : Class :

SIZE COMPARING

Tick the bigger animal and cross out the smaller object in each circle below the pictures.

