

Let's Compare Sizes Free Worksheet for Preschool and Kindergarten












Name: _____

Ordering Sizes

Arrange the following from smallest to biggest.








Number it from 1 to 3.



Name: _____

Smallest

Circle the smallest object in each group.









Name :

Class :

SIZE COMPARING

Tick the bigger animal and cross out the smaller object in each circle below the pictures.



Name :

Class :

WHICH ONE IS TALLER?

Tick the taller animal and cross out the smaller object in each circle below the pictures.

