

# Master a, An, The Free Printable Worksheet for Kids



\_\_\_ apple



\_\_\_ kite



\_\_\_ pen



\_\_\_ car



\_\_\_ orange



\_\_\_ elephant



\_\_\_ chair



\_\_\_ shirt



\_\_\_ desk



\_\_\_ rabbit



\_\_\_ umbrella




\_\_\_ egg



\_\_\_ giraffe



\_\_\_ eraser



\_\_\_ teacher



\_\_\_ tree





# Indefinite Articles


If nouns begin with  
**a, e, i, o, u** sounds,  
use "an" before them.

Write "a" or "an" in the beginning of the words.

\_\_\_ apple 

\_\_\_ kite 

\_\_\_ pen 

\_\_\_ car 

\_\_\_ orange 


\_\_\_ elephant 

\_\_\_ chair 

\_\_\_ shirt 


\_\_\_ desk 


\_\_\_ rabbit 


\_\_\_ umbrella 

\_\_\_ egg 

\_\_\_ giraffe 

\_\_\_ eraser 

\_\_\_ teacher 

\_\_\_ tree 

## Be careful !

Beginning sounds are important.  
"u" in the nouns below sounds as "y".

**a university**

**a unicorn**

Use "an" when "h" is silent at the  
beginning of the noun.

**an hour**









**an honour**

Name\_\_\_\_\_

# Articles

An article is a word that comes before a noun. Use one of the two articles to agree with the nouns below.

## A      An

	_____cat
	_____egg
	_____mouse
	_____ostrich
	_____book
	_____arm
	_____ant
	_____leaf


Name: \_\_\_\_\_

Class: \_\_\_\_\_

# Articles

## a / an

Look at the images and choose the correct article for each. Then, color the images!




A

An



A

An




A

An




A

An




A

An




A

An




A

An




A

An



A

An



A

An